

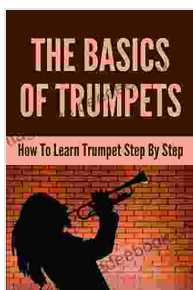
# The Basics Of Trumpets: How To Learn Trumpet Step By Step: Trumpet Technology

Embarking on your musical journey with the trumpet can be an exhilarating endeavor. This brass instrument, renowned for its vibrant sound and captivating melodies, holds immense potential for those willing to dedicate themselves to mastering it. If you're a beginner eager to unravel the secrets of the trumpet, this step-by-step guide will serve as your invaluable companion.

## Step 1: Procure the Essential Equipment

Before embarking on your trumpet-playing adventure, you'll need to acquire the following essential equipment:

- **Trumpet:** This is the centerpiece of your musical arsenal. Opt for a beginner-friendly trumpet that fits your budget and comfort level.



## The Basics Of Trumpets: How To Learn Trumpet Step By Step: Trumpet Technology by D.M. Winters

★★★★☆ 4.4 out of 5

Language : English  
File size : 5645 KB  
Text-to-Speech : Enabled  
Screen Reader : Supported  
Enhanced typesetting : Enabled  
Print length : 67 pages  
Lending : Enabled



- **Mouthpiece:** The mouthpiece shapes the sound produced by your trumpet. Choose a mouthpiece that suits your lip size and embouchure (the way you shape your lips).
- **Trumpet Stand:** A trumpet stand will keep your instrument secure when not in use.
- **Cleaning Supplies:** Maintain the pristine condition of your trumpet with a cleaning snake, valve oil, and polishing cloth.

## Step 2: Establish Proper Embouchure

The embouchure is the foundation of your trumpet-playing technique. To establish a proper embouchure, follow these steps:

- **Position the Mouthpiece on Your Lips:** Place the mouthpiece on your lips, slightly below your top lip.
- **Form a Tight Seal:** Use your lip muscles to create a tight seal around the mouthpiece. Avoid biting or squeezing.
- **Shape Your Mouth:** Purse your lips slightly and tuck your chin. This position helps create a focused airstream.

## Step 3: Produce Your First Sound

With your embouchure in place, it's time to produce your first sound.

- **Form a Narrow Airway:** Compress your lips slightly to create a narrow airway that directs the airflow into the mouthpiece.

- **Blow a Steady Stream of Air:** Inhale deeply and blow a steady stream of air through your lips.
- **Experiment with Pressure:** Adjust the amount of pressure you apply to the mouthpiece to find the optimal balance.

#### **Step 4: Practice Basic Fingerings**

Once you're comfortable producing a sound, it's time to introduce basic fingerings. The trumpet's valves are operated by pressing down with your left-hand fingers.

- **Open Fingerings:** Start with the open fingering position, where all the valves are up. This produces the lowest note on the trumpet.
- **First Valve:** Pressing down the first valve lowers the pitch by one step.
- **Second Valve:** Pressing down the second valve lowers the pitch by two steps.
- **Third Valve:** Pressing down the third valve lowers the pitch by three steps.

#### **Step 5: Learn Simple Trumpet Melodies**

Now that you have a basic understanding of fingerings, it's time to explore some simple melodies.

- **Start with Scales:** Scales are a series of notes played in ascending or descending order. They help improve your dexterity and intonation.

- **Try Beginner-Friendly Tunes:** Look for beginner-friendly trumpet sheet music or online resources with easy-to-follow melodies.
- **Use a Metronome:** Practicing with a metronome helps improve your rhythm and timing.

## Step 6: Develop Technique and Endurance

As you progress, focus on developing your technique and endurance.

- **Long Tones:** Practice sustaining long notes to improve your breath control and embouchure strength.
- **Lip Slurs:** Lip slurs involve smoothly transitioning between different pitches without tonguing. This exercise enhances flexibility and range.
- **Triplets and Tonguing:** Tonguing is the act of interrupting the airflow using your tongue. Practice playing triplets, which involve three notes played in quick succession.

## Step 7: Expand Your Repertoire

With a solid foundation established, it's time to expand your musical horizons.

- **Explore Different Genres:** Explore various trumpet styles, from classical to jazz to popular music.
- **Join a Band or Ensemble:** Playing with others helps develop your musicality and teamwork skills.

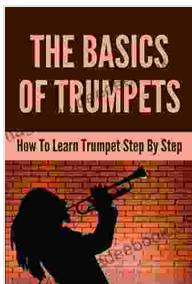
- **Attend Concerts and Workshops:** Attend live performances and workshops by experienced trumpet players to gain inspiration and knowledge.

## Step 8: Stay Motivated and Enjoy the Process

Learning the trumpet is a journey that requires dedication and consistency.

- **Set Realistic Goals:** Avoid setting yourself up for failure by setting achievable goals and celebrating your progress.
- **Find a Practice Buddy or Teacher:** Having someone to support and guide you can boost your motivation.
- **Remember the Joy of Music:** The most important thing is to enjoy the process. Music should bring you joy and fulfillment.

Embarking on the trumpet-playing adventure is a rewarding experience that tests your musical abilities and brings you immense joy. By following this step-by-step guide, you'll lay a solid foundation, develop essential techniques, and expand your musical horizons. Remember, practice makes perfect, so dedicate yourself to consistent practice and you'll be amazed at the musical heights you can reach.




### The Basics Of Trumpets: How To Learn Trumpet Step

By Step: Trumpet Technology by D.M. Winters

★★★★☆ 4.4 out of 5


Language : English  
File size : 5645 KB  
Text-to-Speech : Enabled  
Screen Reader : Supported  
Enhanced typesetting : Enabled

Print length : 67 pages  
Lending : Enabled



## A Comprehensive Study Guide for Jules Verne's Journey to the Center of the Earth

Embark on an extraordinary literary adventure with Jules Verne's timeless masterpiece, Journey to the Center of the Earth. This study guide will serve...



## Pacific Steam Navigation Company Fleet List History: A Journey Through Maritime Grandeur

Prologue: A Maritime Legacy Unfolds In the annals of maritime history, the Pacific Steam Navigation Company (PSNC) stands as a titan, its legacy woven into...