


Teaching with Online Texts: Tools and Resources



Reading, Writing, and Literacy 2.0: Teaching with Online Texts, Tools, and Resources, K-8 by Cheryl Orlassino

★★★★☆ 4.7 out of 5

| | |
|----------------------|-------------|
| Language | : English |
| File size | : 14244 KB |
| Text-to-Speech | : Enabled |
| Screen Reader | : Supported |
| Enhanced typesetting | : Enabled |
| Word Wise | : Enabled |
| Print length | : 192 pages |



In today's digital age, online texts are an essential part of the teaching and learning process. They provide students with access to a wealth of information and resources, and they can be used to engage students in a variety of learning activities. However, using online texts effectively requires teachers to have a solid understanding of the tools and resources available, as well as how to integrate them into their instruction.

Tools for Reading and Comprehension

One of the most important aspects of using online texts is ensuring that students are able to read and comprehend them. There are a number of tools available that can help students with this process.

- **Text-to-speech tools** can read text aloud to students, which can be helpful for students who are struggling readers or who have difficulty

with decoding.

- **Summarizing tools** can help students to identify the main ideas of a text and to create a summary of what they have read.
- **Annotation tools** allow students to highlight, underline, and make notes on a text. This can help students to focus on important information and to remember what they have read.

Tools for Critical Thinking and Analysis

In addition to helping students to read and comprehend online texts, there are also a number of tools available that can help students to think critically about what they have read. These tools can help students to identify the author's purpose, to analyze the text's structure, and to evaluate the evidence presented in the text.

- **Discussion forums** allow students to discuss their thoughts and ideas about a text with their classmates. This can help students to develop their critical thinking skills and to learn from others.
- **Concept mapping tools** allow students to create visual representations of their understanding of a text. This can help students to see the relationships between different concepts and to identify the main ideas of a text.
- **Argument mapping tools** allow students to create visual representations of the arguments presented in a text. This can help students to understand the different perspectives on a topic and to evaluate the evidence presented in the text.

Tools for Collaboration and Creativity

Online texts can also be used to promote collaboration and creativity among students. There are a number of tools available that allow students to work together on projects, to share their ideas, and to create multimedia presentations.

- **Wikis** are collaborative websites that allow students to create and edit pages together. This can be helpful for students who are working on group projects or who want to share their knowledge with others.
- **Blogs** allow students to publish their writing online and to share their ideas with others. This can be helpful for students who want to develop their writing skills or who want to share their knowledge with others.
- **Presentation tools** allow students to create multimedia presentations that can be shared with others. This can be helpful for students who want to share their research or who want to present their ideas in a creative way.

Integrating Online Texts into Instruction

Once teachers have a solid understanding of the tools and resources available, they can begin to integrate online texts into their instruction. There are a number of ways to do this, and the best approach will vary depending on the specific needs of the students and the learning objectives of the lesson.


Some tips for integrating online texts into instruction include:

- **Use online texts as a supplement to traditional texts.** Online texts can be used to provide students with additional information on a topic,

to offer different perspectives, or to provide opportunities for students to interact with the text in a more active way.

- **Use online texts to support student inquiry.** Online texts can be used to help students to research a topic, to answer questions, or to develop their own understanding of a topic.
- **Use online texts to promote collaboration and creativity.** Online texts can be used to facilitate group projects, to allow students to share their ideas with others, or to create multimedia presentations.

Online texts are a valuable resource for teachers and students. They provide students with access to a wealth of information and resources, and they can be used to engage students in a variety of learning activities. By using the tools and resources available, teachers can integrate online texts into their instruction in a way that supports student learning and meets the needs of the 21st century learner.



Reading, Writing, and Literacy 2.0: Teaching with Online Texts, Tools, and Resources, K-8

by Cheryl Orlassino


★★★★☆ 4.7 out of 5

| | |
|----------------------|-------------|
| Language | : English |
| File size | : 14244 KB |
| Text-to-Speech | : Enabled |
| Screen Reader | : Supported |
| Enhanced typesetting | : Enabled |
| Word Wise | : Enabled |
| Print length | : 192 pages |

FREE


DOWNLOAD E-BOOK





A Comprehensive Study Guide for Jules Verne's Journey to the Center of the Earth

Embark on an extraordinary literary adventure with Jules Verne's timeless masterpiece, Journey to the Center of the Earth. This study guide will serve...



Pacific Steam Navigation Company Fleet List History: A Journey Through Maritime Grandeur

Prologue: A Maritime Legacy Unfolds In the annals of maritime history, the Pacific Steam Navigation Company (PSNC) stands as a titan, its legacy woven into...