

Teacher Lesson Slides for Phonics: Empowering Tutoring and Smart Board Teaching


Phonics instruction is a fundamental component of teaching children how to read. By breaking down words into their individual sounds, students can develop the skills necessary to decode and pronounce new words. Teacher lesson slides for phonics provide an engaging and interactive way to deliver phonics instruction, both in tutoring sessions and in the classroom.

Benefits of Using Teacher Lesson Slides for Phonics

- **Engaging and Interactive:** Lesson slides can include a variety of interactive elements, such as games, quizzes, and simulations, that keep students engaged and motivated.
- **Visual Aids:** Slides provide visual representations of phonics concepts, which can help students understand and remember the material more easily.
- **Structured Lessons:** Slides can be used to create structured lessons that cover all the essential phonics concepts, from letter recognition to blending sounds.
- **Assessment Tools:** Slides can include built-in assessment tools, such as quizzes and games, that allow teachers to assess student progress.
- **Time-Saving:** Lesson slides can save teachers time by providing pre-made materials that they can use in their lessons.

Types of Teacher Lesson Slides for Phonics

There are a variety of different types of teacher lesson slides for phonics available, including:



Teacher Lesson Slides for Phonics - For Tutoring & Teaching with a Smart Board or Screen Sharing for Distance Learning for the I Can Fly Reading Program for Students with Learning Difficulties by Cheryl Orlassino

★ ★ ★ ★ ☆ 4 out of 5
Language : English
File size : 135995 KB
Screen Reader: Supported
Print length : 1233 pages



- **PowerPoint Slides:** PowerPoint is a popular software program that can be used to create interactive slides.
- **Google Slides:** Google Slides is a web-based presentation software that allows users to create and share slides online.
- **Prezi Slides:** Prezi is a cloud-based presentation software that allows users to create dynamic and interactive slides.
- **Keynote Slides:** Keynote is a presentation software program that is available for Apple devices.

How to Use Teacher Lesson Slides for Phonics

Lesson slides for phonics can be used in a variety of ways, both in tutoring sessions and in the classroom.

For Tutoring Sessions:

- Use slides to introduce new phonics concepts.
- Use slides to practice phonics skills, such as letter recognition, blending sounds, and segmenting words.
- Use slides to assess student progress.

For Classroom Teaching:

- Use slides to teach whole-group phonics lessons.
- Use slides to provide additional practice for students who are struggling with phonics.
- Use slides to review phonics concepts.

Assessment Tools for Teacher Lesson Slides for Phonics

Many teacher lesson slides for phonics include built-in assessment tools that allow teachers to assess student progress. These tools can include:

- **Quizzes:** Slides can include quizzes that assess student knowledge of phonics concepts.
- **Games:** Slides can include games that assess student skills in applying phonics concepts.
- **Simulations:** Slides can include simulations that allow students to practice applying phonics concepts in a real-world setting.

Tips for Creating Effective Teacher Lesson Slides for Phonics


Here are some tips for creating effective teacher lesson slides for phonics:

- **Use a clear and concise font.** The font you use should be easy to read, even from a distance.
- **Use visuals.** Visuals, such as images, charts, and diagrams, can help students understand and remember the material more easily.
- **Use interactive elements.** Interactive elements, such as games, quizzes, and simulations, can keep students engaged and motivated.
- **Use a consistent design.** Your slides should have a consistent design, such as the same font, color scheme, and layout.
- **Proofread your slides.** Before you use your slides in a lesson, be sure to proofread them for any errors.

Teacher lesson slides for phonics are a valuable resource for both tutors and classroom teachers. They can be used to create engaging and interactive lessons that help students learn and practice phonics skills. By using these tips, you can create effective lesson slides that will help your students succeed.

Image Sources:


- Child using tablet while writing on whiteboard (Pexels)
- Letter alphabet child children (Pixabay)



Teacher Lesson Slides for Phonics - For Tutoring & Teaching with a Smart Board or Screen Sharing for Distance Learning for the I Can Fly Reading Program for Students with Learning Difficulties by Cheryl Orlassino


★ ★ ★ ★ ☆ 4 out of 5
Language : English

File size : 135995 KB
Screen Reader : Supported
Print length : 1233 pages



A Comprehensive Study Guide for Jules Verne's Journey to the Center of the Earth

Embark on an extraordinary literary adventure with Jules Verne's timeless masterpiece, Journey to the Center of the Earth. This study guide will serve...



Pacific Steam Navigation Company Fleet List History: A Journey Through Maritime Grandeur

Prologue: A Maritime Legacy Unfolds In the annals of maritime history, the Pacific Steam Navigation Company (PSNC) stands as a titan, its legacy woven into...