


Six Drumset Etudes For The Beginning To Intermediate Performer: The Ultimate Guide to Technique and Performance

The drumset is a versatile and challenging instrument that requires both technical skill and musical expression. These six etudes are designed to help beginning and intermediate drummers develop the essential techniques and musicality required for proficient performance. Each etude focuses on a specific aspect of drumming, from basic rudiments to more advanced concepts such as syncopation and polyrhythms.

Etude 1: Basic Rudiments

This etude introduces the basic rudiments of drumming, including single strokes, double strokes, and paradiddles. It is essential for developing finger dexterity and evenness.



Solo in Style: Six Drumset Etudes for the Beginning to Intermediate Performer by Mark Powers

★★★★☆ 4.4 out of 5

Language : English

File size : 5197 KB

Screen Reader: Supported

Print length : 28 pages

FREE

DOWNLOAD E-BOOK



Basic Rudiments

♩ = 60 to your maximum tempo

Single Strokes

Crotchets - Quarter Notes



Quavers - Eighth Notes



Quaver Triplets - Eighth Notes Triplets



Semiquavers - Sixteenth Notes



Double Strokes



Single Paradiddle



Etude 2: Syncopation

Syncopation refers to the placement of accents on beats that are normally unstressed. This etude develops the ability to play syncopated rhythms accurately and with a sense of groove.

Leon "Ndugu" Chanler: *Billie Jean* (Michael Jackson: *Thriller*, 1982)

♩ = 117



John Bonham: *Kashmir* (Led Zeppelin: *Physical Graffiti*, 1974)

♩ = 82



Steve Gadd: *My Father's Eyes* (Eric Clapton: *Pilgrim*, 1997)

♩ = 93



Etude 3: Polyrhythms

Polyrhythms involve playing two or more different rhythms simultaneously. This etude develops the coordination and independence required to execute polyrhythms accurately and musically.

All Polyrhythms

Arranged Chronologically by LCM (Lowest-Highest)

Noah Pricola (Coca Rummy)

$\text{♩} = 60$
2:3

S: *mp*

B: *ff*

2:3

$\text{♩} = 120$

3:4

S: *mp*

B: *ff*

$\text{♩} = 60$
2:7

S: *mp*

B: *ff*

Etude 4: Fills

Fills are short, improvised passages that connect different sections of a song. This etude explores various types of fills, including single-stroke fills, double-stroke fills, and paradiddle fills.

10 Drum Fills Around the Kit Lasting for 1 Bar - Sheet 3

with quarter notes, 8th notes, and 16th notes.

The image shows ten numbered musical staves for drum fills, each with a 4/4 time signature. The first staff is labeled with 'Snare', 'Tom 1', 'Tom 2', and 'Floor Tom' above the notes. The fills use quarter, eighth, and sixteenth notes.

Etude 5: Soloing

Soloing is the art of improvising melodic and rhythmic ideas on the drumset. This etude provides a framework for developing the skills necessary for effective soloing, including phrasing, melodic development, and rhythmic exploration.

2022-2023 GMEA 11-12 Snare Drum Etude

(Excerpt from *Portraits In Rhythm*)

Anthony J. Cramer

Both staves start in measure 1.

Adante grandioso ♩ = 58

The musical score consists of two staves of music. The first staff begins with a dynamic marking of *ff* and a tempo marking of *Adante grandioso* ♩ = 58. The music features a variety of rhythmic patterns, including eighth and sixteenth notes, and rests. The second staff continues the piece, with a dynamic marking of *ff* and a tempo marking of *Adante grandioso* ♩ = 58. The music features a variety of rhythmic patterns, including eighth and sixteenth notes, and rests. The score includes several dynamic markings such as *ff*, *mf*, and *pp*. There are also several instances of the text "Final snare stop here" and "Final snare stop on snare line here" placed above the staves. The score is watermarked with "magazine.theedeebook.com".

© 2011 by Anthony J. Cramer

Etude 6: Ensemble Playing

Ensemble playing involves performing as part of a group. This etude focuses on developing the listening skills, timing, and coordination required for successful ensemble performance.

2022-2023 GMEA 11-12 Snare Drum Etude

(Excerpt from *Portraits In Rhythm*)

Anthony J. Cramer

Both rounds start in measure 1.

Adante grandioso ♩ = 58

The musical score consists of two staves. The first staff begins with a treble clef, a key signature of one flat (B-flat), and a 2/4 time signature. It starts with a dynamic marking of *ff* (fortissimo) and a tempo of *Adante grandioso* with a quarter note equal to 58 beats per minute. The notation includes various rhythmic patterns such as eighth notes, sixteenth notes, and dotted rhythms. A first ending bracket is present in the middle of the first staff, with the instruction "First round stop here" above it. The second staff continues the rhythmic patterns and includes a second ending bracket with the instruction "Final round stop on snare one here" above it. The score concludes with a dynamic marking of *ff*.


© 2022 Anthony J. Cramer

Practice Tips

To maximize the benefits of these etudes, it is important to practice regularly and with a conscious focus on the specific technical or musical concept being addressed. Here are some practice tips:

* Start slowly and gradually increase the tempo as your proficiency improves. * Focus on accuracy and evenness rather than speed. * Use a metronome to maintain a steady beat and improve timing. * Record yourself playing the etudes to identify areas for improvement. * Seek feedback from a qualified drum teacher to refine your technique and musicality.

These six drumset etudes provide a comprehensive foundation for beginning and intermediate drummers looking to develop their technical skills and musical expression. By practicing these etudes regularly and with a focused approach, drummers can lay the groundwork for a lifetime of proficient and enjoyable performance.



Solo in Style: Six Drumset Etudes for the Beginning to Intermediate Performer by Mark Powers

★★★★☆ 4.4 out of 5

Language : English

File size : 5197 KB

Screen Reader : Supported

Print length : 28 pages

FREE


DOWNLOAD E-BOOK





A Comprehensive Study Guide for Jules Verne's Journey to the Center of the Earth

Embark on an extraordinary literary adventure with Jules Verne's timeless masterpiece, Journey to the Center of the Earth. This study guide will serve...



Pacific Steam Navigation Company Fleet List History: A Journey Through Maritime Grandeur

Prologue: A Maritime Legacy Unfolds In the annals of maritime history, the Pacific Steam Navigation Company (PSNC) stands as a titan, its legacy woven into...