

Advanced Guitar Exercises 107: Pentatonic and 7th Chord Arpeggios for Melodic Solos

Are you ready to take your guitar playing to the next level? This advanced guitar exercise will help you master pentatonic and 7th chord arpeggios, which are essential for creating melodic solos.



Advanced Guitar Exercises I 107 Pentatonic and 7th Chord Arpeggios for Melodic Improvisation and Soloing by Cecelia Otto

★★★★★ 5 out of 5

Language : English
File size : 6344 KB
Text-to-Speech : Enabled
Enhanced typesetting : Enabled
Word Wise : Enabled
Print length : 72 pages
Lending : Enabled
Screen Reader : Supported



This exercise is divided into two parts. The first part focuses on pentatonic scales, and the second part focuses on 7th chord arpeggios. Each part includes a series of exercises that will help you develop your technique and improve your overall guitar playing.

Part 1: Pentatonic Scales

Pentatonic scales are a great starting point for learning how to play solos. They are relatively easy to learn, and they can be used to create a wide

variety of melodies.

The following exercises will help you master the major and minor pentatonic scales.

Exercise 1: Major Pentatonic Scale

The major pentatonic scale is a five-note scale that can be played in any key. The notes in the major pentatonic scale are the root, major second, major third, perfect fourth, and perfect fifth.

**Major Pentatonic Scale- All 5 forms
Key of D Major**

Roots= circled notes,
Chord form= red highlighted notes

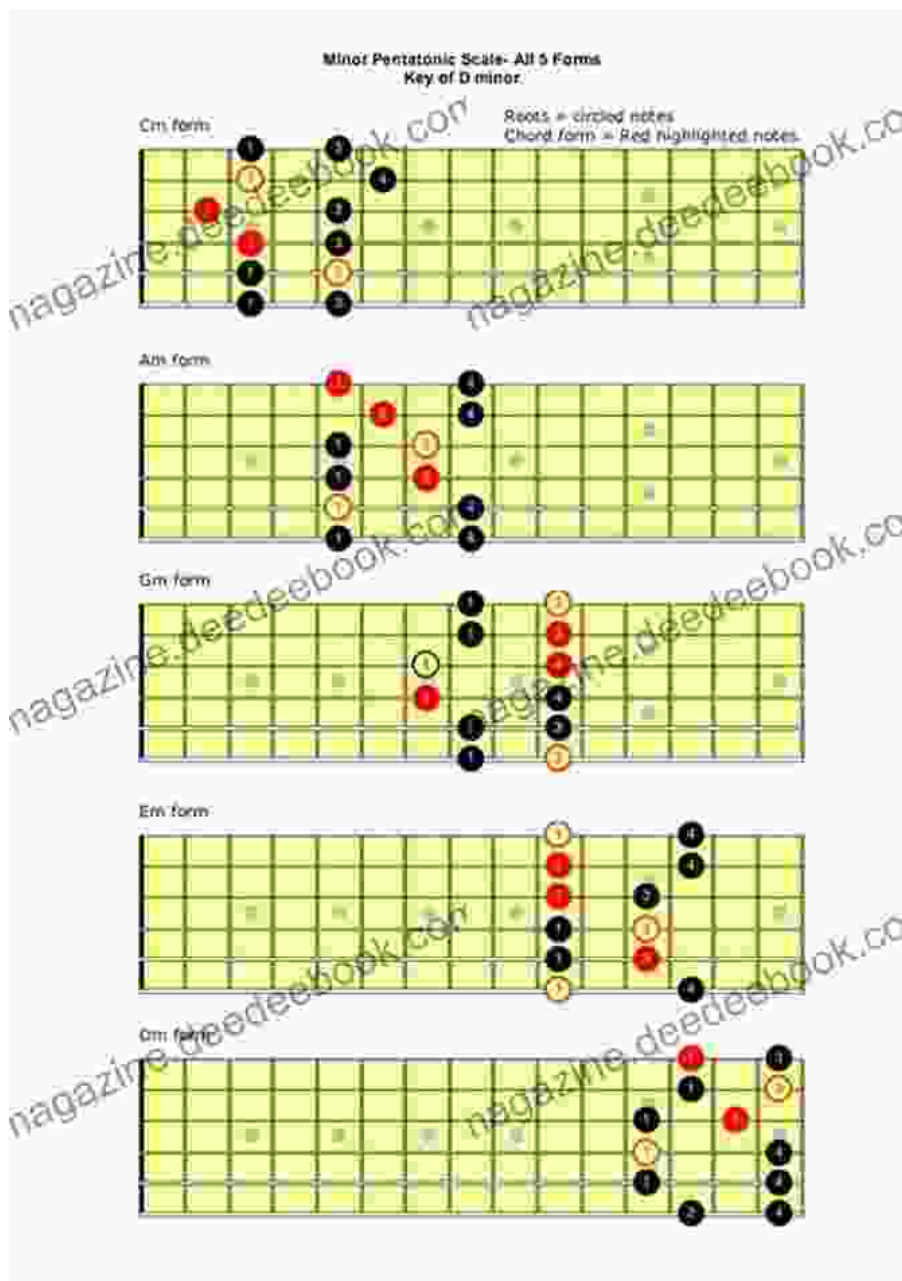
The image displays five guitar fretboard diagrams for the major pentatonic scale in the key of D major. Each diagram shows the scale notes as black dots and the chord form as red dots. Roots are circled in yellow.

- C form:** Root is C (circled). Scale notes: C (1st fret), D (2nd fret), E (3rd fret), F# (4th fret), G (5th fret).
- A form:** Root is A (circled). Scale notes: A (5th fret), B (6th fret), C# (7th fret), D (8th fret), E (9th fret).
- G form:** Root is G (circled). Scale notes: G (3rd fret), A (4th fret), B (5th fret), C# (6th fret), D (7th fret).
- E form:** Root is E (circled). Scale notes: E (7th fret), F# (8th fret), G (9th fret), A (10th fret), B (11th fret).
- D form:** Root is D (circled). Scale notes: D (10th fret), E (11th fret), F# (12th fret), G (13th fret), A (14th fret).

To play the major pentatonic scale, start on the root note and play the following notes in order: major second, major third, perfect fourth, and perfect fifth. Then, return to the root note.

Exercise 2: Minor Pentatonic Scale

The minor pentatonic scale is also a five-note scale that can be played in any key. The notes in the minor pentatonic scale are the root, minor second, minor third, perfect fourth, and perfect fifth.

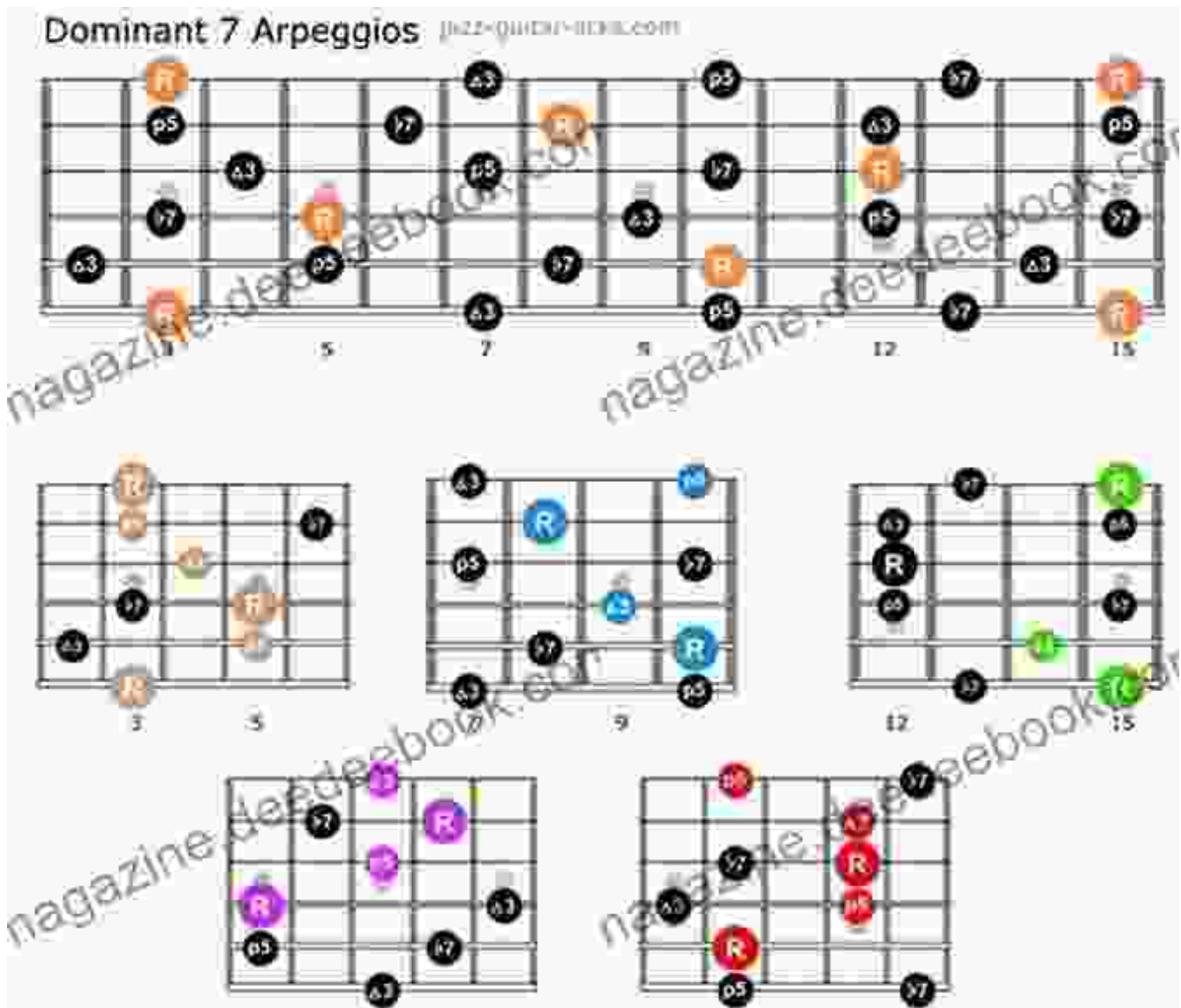


To play the minor pentatonic scale, start on the root note and play the following notes in order: minor second, minor third, perfect fourth, and perfect fifth. Then, return to the root note.

Exercise 3: Pentatonic Arpeggios

Arpeggios are simply broken chords. They can be used to create a variety of melodic and rhythmic patterns.

The following exercise will help you practice pentatonic arpeggios.



To play the pentatonic arpeggios, start on the root note and play the following notes in order: major second, major third, perfect fourth, and perfect fifth. Then, return to the root note. Repeat this pattern for the remaining notes in the pentatonic scale.

Part 2: 7th Chord Arpeggios

7th chords are a type of chord that includes a seventh note. They can be used to create a variety of jazzy and bluesy sounds.

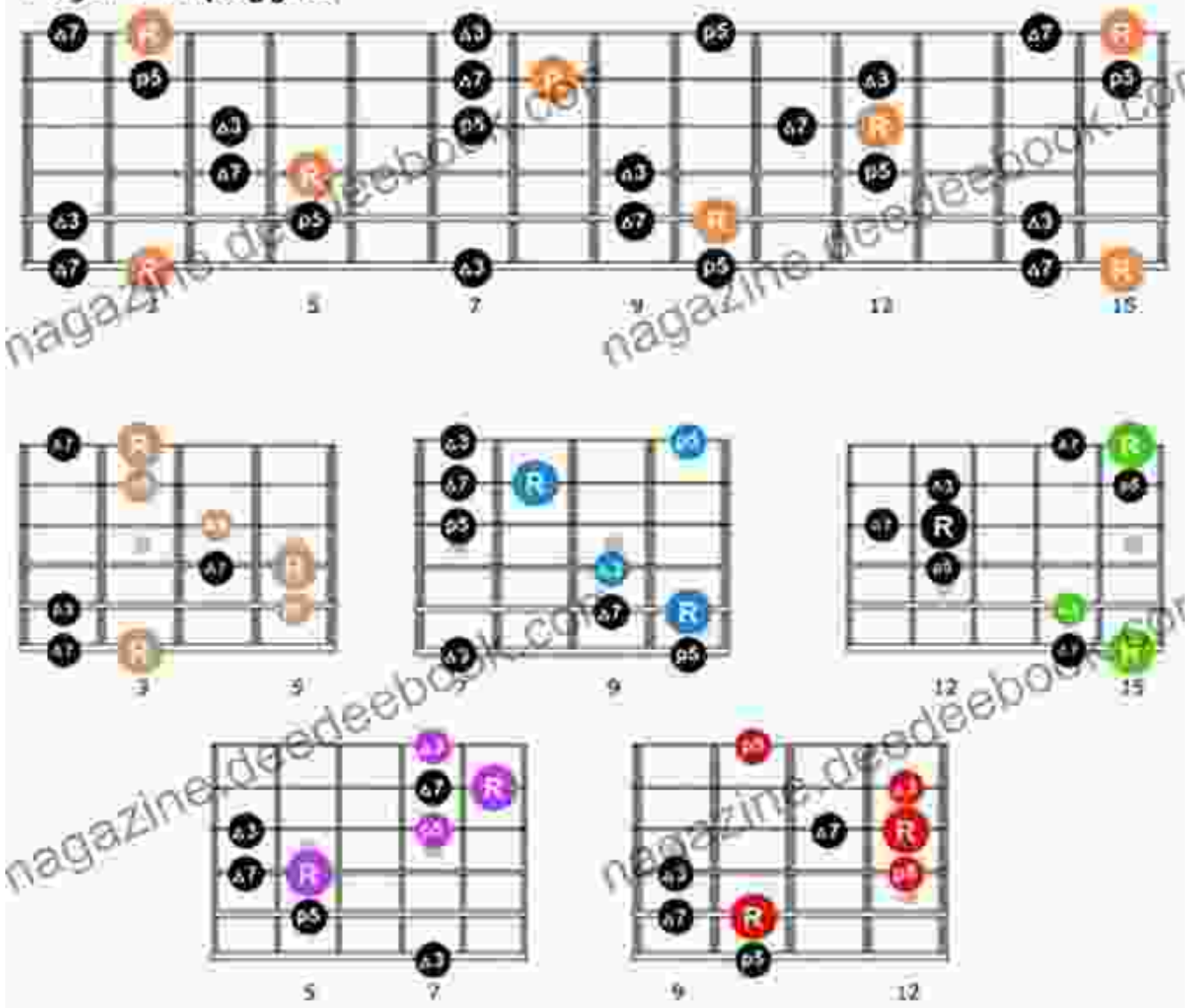
The following exercises will help you master the major 7th, minor 7th, and dominant 7th chord arpeggios.

Exercise 4: Major 7th Chord Arpeggio

The major 7th chord arpeggio is a four-note arpeggio that includes the root, major third, perfect fifth, and major seventh.

Major 7 Arpeggios

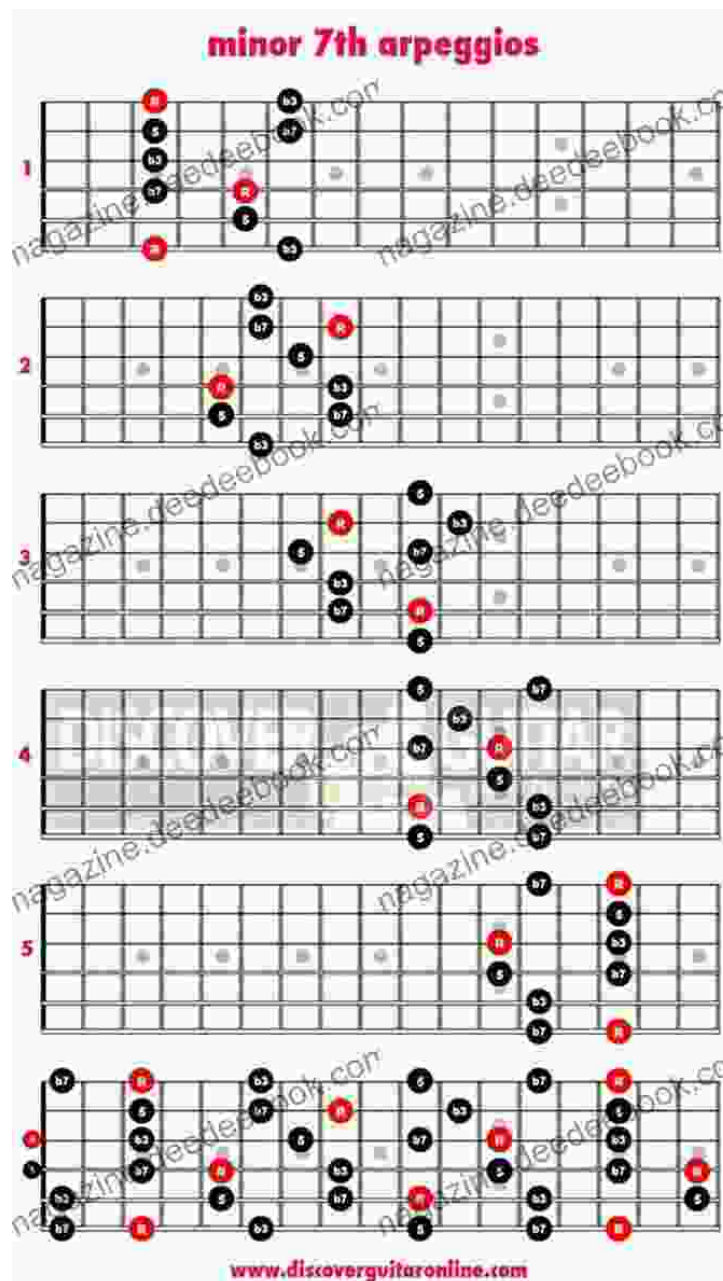
1172-guitar-techniques.com



To play the major 7th chord arpeggio, start on the root note and play the following notes in order: major third, perfect fifth, and major seventh. Then, return to the root note.

Exercise 5: Minor 7th Chord Arpeggio

The minor 7th chord arpeggio is a four-note arpeggio that includes the root, minor third, perfect fifth, and minor seventh.



To play the minor 7th chord arpeggio, start on the root note and play the following notes in order: minor third, perfect fifth, and minor seventh. Then


Advanced Guitar Exercises I 107 Pentatonic and 7th Chord Arpeggios for Melodic Improvisation and

Soloing by Cecelia Otto

★★★★★ 5 out of 5




Language	: English
File size	: 6344 KB
Text-to-Speech	: Enabled
Enhanced typesetting	: Enabled
Word Wise	: Enabled
Print length	: 72 pages
Lending	: Enabled
Screen Reader	: Supported



A Comprehensive Study Guide for Jules Verne's Journey to the Center of the Earth

Embark on an extraordinary literary adventure with Jules Verne's timeless masterpiece, Journey to the Center of the Earth. This study guide will serve...



Pacific Steam Navigation Company Fleet List History: A Journey Through Maritime Grandeur

Prologue: A Maritime Legacy Unfolds In the annals of maritime history, the Pacific Steam Navigation Company (PSNC) stands as a titan, its legacy woven into...